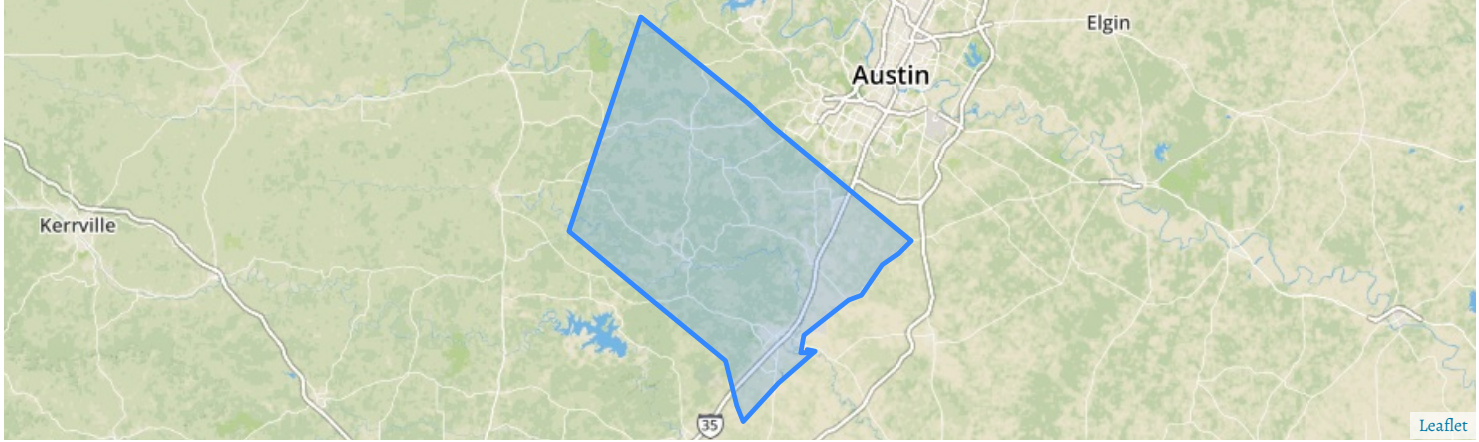
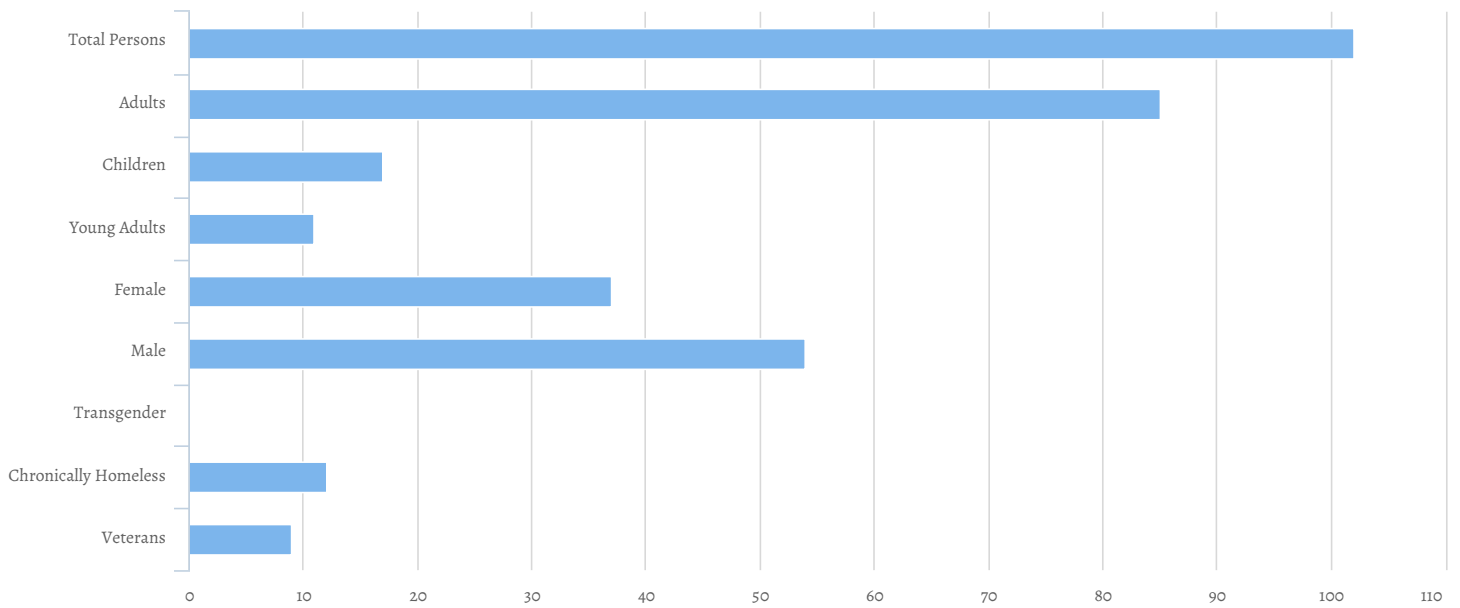


Count:	Texas Balance of the State 2020 PIT	Geography:	Hays
Created by:	Henderson,Kyra	Created on:	02/24/2020 5:51 PM

Summary

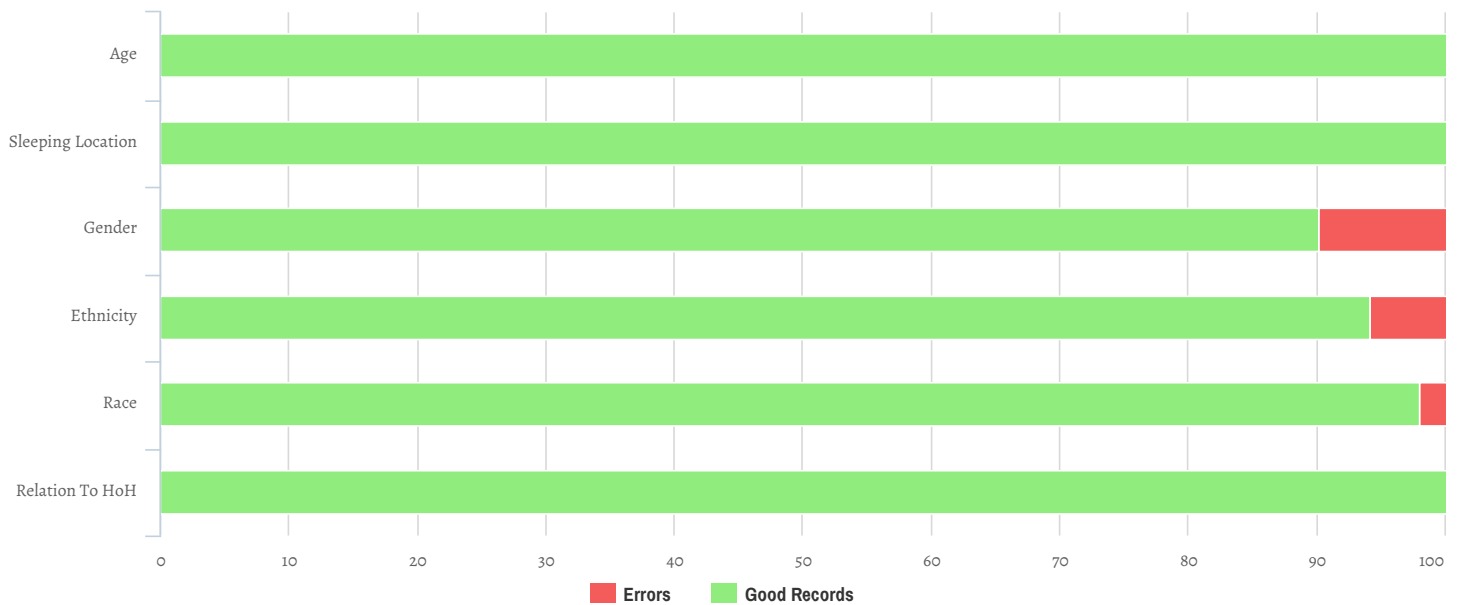


Total Persons	102
Adults (18+)	85
Children (Under 18)	17
Unknown Age	0
Unknown Age - Believe to be Adult	0
Unknown Age - Believe to be Child	0
Young Adults (18-24)	11
Female	37
Male	54
Transgender	0
Chronically Homeless	12
Veterans	9



Data Quality Checks

Persons Missing Age Information	0
Persons Missing Sleeping Location	0
Persons Missing Gender	10
Persons Missing Ethnicity	6
Persons Missing Race	2
Persons Missing Relation to HoH	0



All Households

Households with at Least one Adult and One Child

Household and Person Breakdown

Total Number of Households	7
Total Number of Persons	24
Number of Children (Under 18)	17
Number of Young Adults (18-24)	1
Number of Adults (25+)	6

Gender

Female	16
Male	8
Transgender	0
Gender Non-conforming	0

Ethnicity

Non-Hispanic/Non-Latino	14
Hispanic/Latino	10

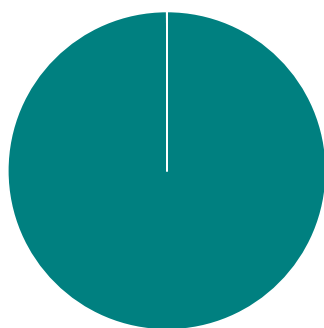
Race

White	24
Black or African-American	0
Asian	0
American Indian or Alaska Native	0
Native Hawaiian or Other Pacific Islander	0
Multiple	0

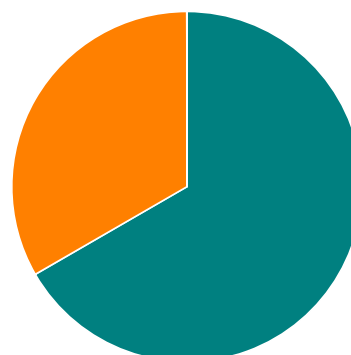
Chronically Homeless

Total Number of Households	0
Total Number of Persons	0

Race



Gender



■ White
 ■ Black or African American
 ■ Asian
■ American Indian
 ■ Native Hawaiian
 ■ Multiple

■ Female
 ■ Male
 ■ Transgender
 ■ Gender Non-conforming

Households without Children

Household and Person Breakdown

Total Number of Households	76
Total Number of Persons	78
Number of Young Adults (18-24)	10
Number of Adults (25+)	68

Gender

Female	21
Male	46
Transgender	0
Gender Non-conforming	1

Ethnicity

Non-Hispanic/Non-Latino	46
Hispanic/Latino	24

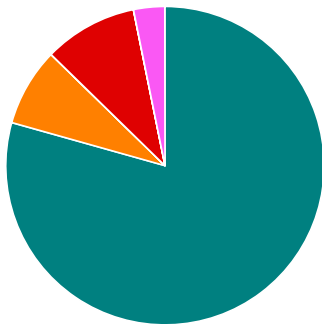
Race

White	50
Black or African-American	5
Asian	0
American Indian or Alaska Native	6
Native Hawaiian or Other Pacific Islander	0
Multiple	2

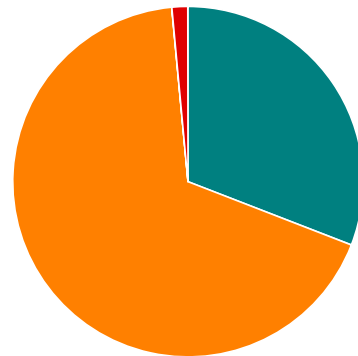
Chronically Homeless

Total Number of Persons	12
-------------------------	----

Race



Gender



Households with Only Children

Household and Person Breakdown

Total Number of Households	0
Total Number of Children	0

Gender

Female	0
Male	0
Transgender	0
Gender Non-conforming	0

Ethnicity

Non-Hispanic/Non-Latino	0
Hispanic/Latino	0

Race

White	0
Black or African-American	0
Asian	0
American Indian or Alaska Native	0
Native Hawaiian or Other Pacific Islander	0
Multiple	0

Chronically Homeless

Total Number of Persons	0
-------------------------	---

Race

Gender



Personal Information

Do you identify as lesbian, gay, bisexual, transgender, and/or queer (LGBTQ+)?

Yes	3
No	47
Don't Know	1
Refused	0
Total	51

Do you receive any disability benefits such as:

SSI/SSDI	6
Veterans Disability Benefits	3
None	48
Don't Know/Refused	1
Total	58

Have you ever been involved in any of the following institutions?

Child Protective Services	8
Criminal justice system	18
Drug treatment	4
Foster care	7
Long-term hospitalization	3
Mental health treatment	9
None of the above	29
Total	78
<i>*Individuals could select multiple answers*</i>	

In the last 12 months, what have been your sources of income?

Full-time employment	6
Non-cash benefits (WIC/SNAP/TANF)	4
Money from family	6
Part-time employment	12
No income	12
SSI/SSDI	7
Sex work	0
Pan handling	11
Other	14
Total	72
<i>*Individuals could select multiple answers*</i>	

What is the highest level of school you have completed?

GED	5
HS Diploma	20
Some College	11
Less than ninth grade	14
Training/Technical School	1
College graduate	7
Master's degree or higher	0
Total	58
<i>*Individuals could select multiple answers*</i>	

Veteran Questions

Under what tours of duty have you served?

Afghanistan	1
Vietnam	2
Other	3
Kuwait	1
Iraq	1
Korea	0
Total	8
<i>*Individuals could select multiple answers*</i>	

What is the length of service in years?

Less than one year	0
1-4 years	8
5-9 years	0
More than 10 years	1
Total	9

Experience with Homelessness

Where are you sleeping tonight?

Abandoned Building	2
Bus, train station, airport	3
Other	8
Outdoor Encampment	7
Park	1
Street or sidewalk	11
Under bridge/overpass	7
Vehicle	10
Total	49

Is this the first time you've been homeless?

Yes	26
No	31
Don't Know	0
Refused	0
Total	57

How old were you when you first became homeless?

Under 5	1
5-12 years old	4
13-17 years old	2
18-24 years old	10
25-34 years old	8
35-44 years old	3
45-54 years old	1
55-61 years old	0
62+	1
Total	30

How many months did you stay in shelter or on the streets over the past 3 years?

0 to 3 months	7
4 to 6 months	1
7 to 11 months	2
1 to 2 years	6
3 years or more	12
Total	28

How many separate times have you stayed in sheltered or on the streets in the past 3 years?

Fewer than 4	9
4 or more times	11
Don't Know	3
Refused	1
Total	24

How many months have you been homeless this time?

0 to 3 months	18
4 to 6 months	6
7 to 11 months	5
1 to 2 years	11
3 years or more	14
Total	54

Which of the following reasons do you feel caused your homelessness?

Addiction	8
Aged out of foster care	0
Criminal history	4
Divorce/Separation	6
Domestic Violence	13
Evicted/History of broken lease	9
Family/personal issues	14
Lack of assistance/resources	11
Moved to seek work	3
Natural Disaster	1
Other	13
Physical/mental disabilities	9
Sexual Orientation	0
Unable to pay rent/mortgage	16
Unemployment	17
Total <i>*Individuals could select multiple answers*</i>	124

Are you homeless as a result of a Hurricane or Tropical Storm?

Yes (Hurricane Harvey)	1
Yes (Other Storm/Hurricane/Natural Disaster)	0
Yes (Tropical Storm Imelda)	0
No	42
Don't Know	1
Refused	0
Total	44

Did you become homeless in the same city you are currently living in?

Yes	22
No	26
Don't Know/Refused	54
Total	102

What state were you living in when you became homeless this time?

Texas	46
Other State	6
Other Country	0
Don't Know/Refused	50
Total	102

Veteran Households

Veteran Households with at Least One Adult and One Child

Household and Person Breakdown

Total Number of Households	0
Total Number of Persons	0
Total Number of Veterans	0

Gender

Female	0
Male	0
Transgender	0
Gender Non-conforming	0

Ethnicity

Non-Hispanic/Non-Latino	0
Hispanic/Latino	0

Race

White	0
Black or African-American	0
Asian	0
American Indian or Alaska Native	0
Native Hawaiian or Other Pacific Islander	0
Multiple	0

Chronically Homeless

Total Number of Households	0
Total Number of Persons	0

Race

Gender



Veteran Households without Children

Household and Person Breakdown

Total Number of Households	9
Total Number of Persons	10
Total Number of Veterans	9

Gender

Female	0
Male	9
Transgender	0
Gender Non-conforming	0

Ethnicity

Non-Hispanic/Non-Latino	6
Hispanic/Latino	1

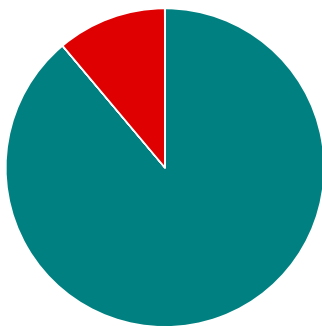
Race

White	8
Black or African-American	0
Asian	0
American Indian or Alaska Native	1
Native Hawaiian or Other Pacific Islander	0
Multiple	0

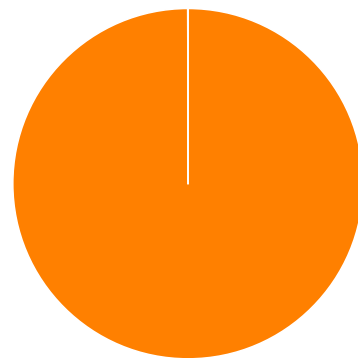
Chronically Homeless

Total Number of Households	3
Total Number of Persons	3

Race



Gender



■ White
 ■ Black or African American
 ■ Asian
■ American Indian
 ■ Native Hawaiian
 ■ Multiple

■ Female
 ■ Male
 ■ Transgender
 ■ Gender Non-conforming

Youth Households

Unaccompanied Youth Households

Household and Person Breakdown

Total Number of Unaccompanied Youth Households	9
Total Number of Unaccompanied Youth	9
Total Number of Unaccompanied Youth (under age 18)	0
Total Number of Unaccompanied Youth (18 to 24)	9

Gender

Female	4
Male	4
Transgender	0
Gender Non-conforming	0

Ethnicity

Non-Hispanic/Non-Latino	4
Hispanic/Latino	4

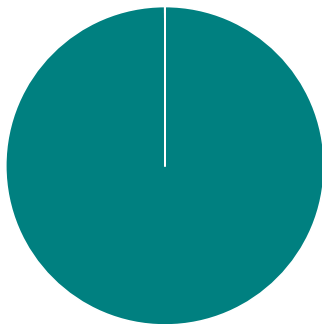
Race

White	6
Black or African-American	0
Asian	0
American Indian or Alaska Native	0
Native Hawaiian or Other Pacific Islander	0
Multiple	0

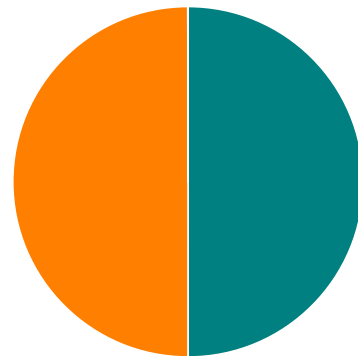
Chronically Homeless

Total Number of Persons	1
-------------------------	---

Race



Gender



■ White
 ■ Black or African American
 ■ Asian
■ American Indian
 ■ Native Hawaiian
 ■ Multiple

■ Female
 ■ Male
 ■ Transgender
 ■ Gender Non-conforming

Parenting Youth

Household and Person Breakdown

Total Number of Parenting Youth Households	1
Total Number of Persons in Parenting Youth Households	4
Total Parenting Youth	1
Total Children in Parenting Youth Households	3
Number of Parenting Youth Under 18	0
Children in Households with Parenting Youth Under 18	0
Number of Parenting Youth 18 to 24	1
Children in Households with Parenting Youth 18 to 24	3

Gender

Female	1
Male	0
Transgender	0
Gender Non-conforming	0

Ethnicity

Non-Hispanic/Non-Latino	0
Hispanic/Latino	1

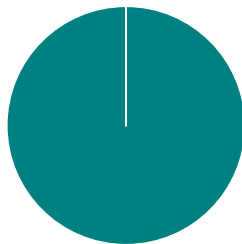
Race

White	1
Black or African-American	0
Asian	0
American Indian or Alaska Native	0
Native Hawaiian or Other Pacific Islander	0
Multiple	0

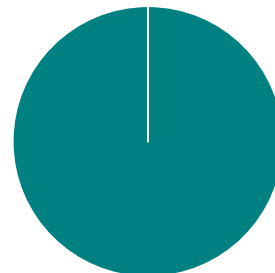
Chronically Homeless

Total Number of Households	0
Total Number of Persons	0

Race



Gender



■ White
 ■ Black or African American
 ■ Asian
■ American Indian
 ■ Native Hawaiian
 ■ Multiple

■ Female
 ■ Male
 ■ Transgender
 ■ Gender Non-conforming

Additional Homeless Populations (Adults Only)

Serious Mental Illness	11
Substance Use Disorder	7
HIV/AIDS	0
Survivors of Domestic Violence (optional)	10

